

Signify Classified - Internal
Cooper Lighting Solutions Photometric Lab
1121 Highway 74 South
Peachtree City, GA 30269



Scaled data based on original data using
LM-79-08 Approved Method: Electrical and Photometric Measurements of Solid-
State Lighting Products

Test Report Prepared for
Cooper Lighting Solutions
(formerly Eaton)

Brand: STREETWORKS

Report Number: P870518

Luminaire Tested: **MEM2-HSN-SA-70-830-U-T5R**

Issue Date: 09/05/2024



Test Information

Test Method: LM-79-08
Report Number: P870518
Test Lab: INNOVATION CENTER(G3)
Issue Date: 09/05/2024
Manufacturer: COOPER LIGHTING SOLUTIONS (FORMERLY EATON)
Product Line: STREETWORKS
Catalog Number: MEM2-HSN-SA-70-830-U-T5R
Description: EPIC MODERN SHORT HOUSING DISCRETE LED ARRAYS 70W 80CRI 3000K
FIXTURE w/ TYPE V ROUND DISTRIBUTION OPTIC
Light Source: (20) 3000K CCT, 80 CRI LEDS
Ballast/Driver: ELECTRONIC DRIVER

Summary

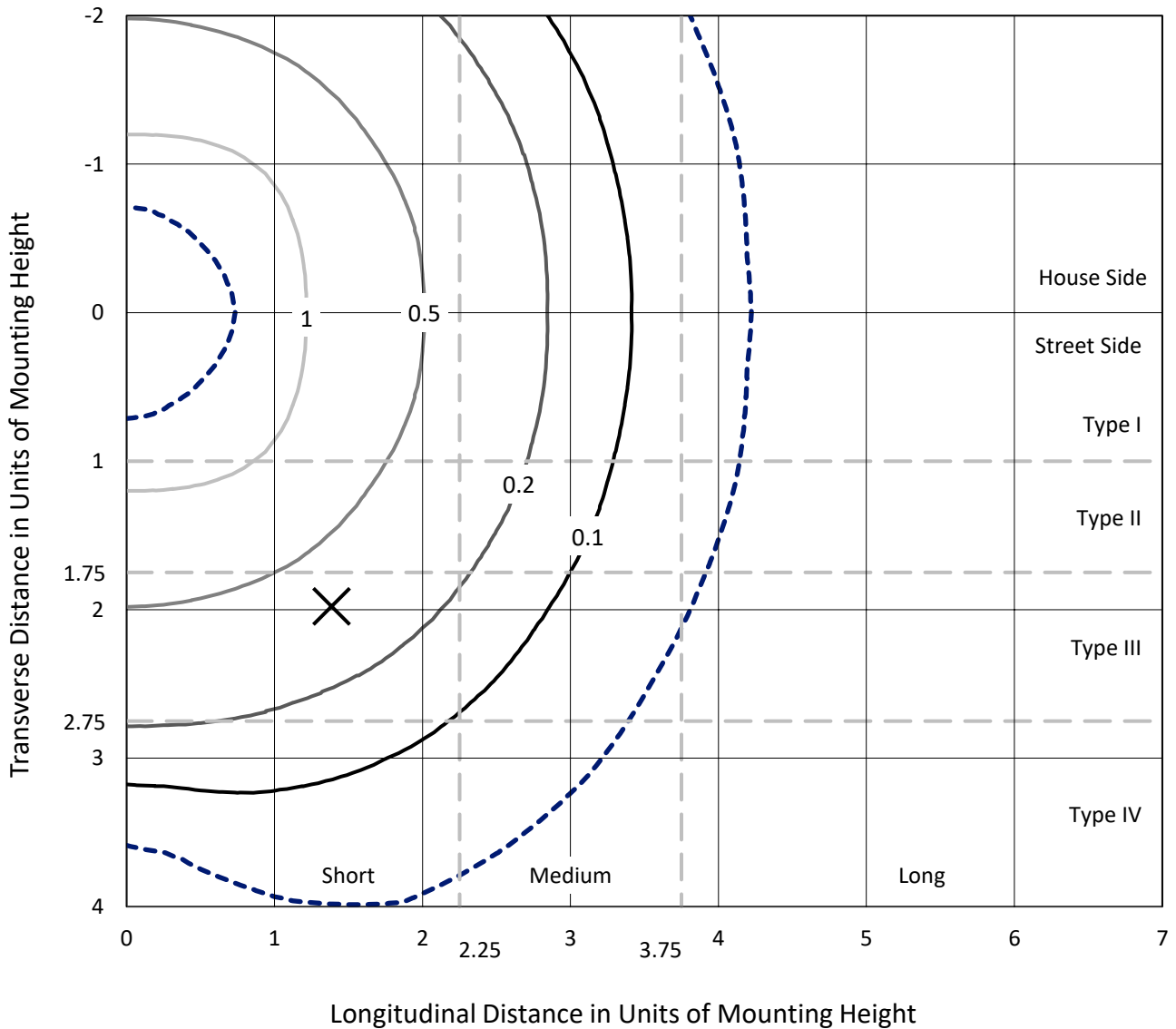
Lumens per Lamp: N/A
Luminaire Lumens: 8357.7 lumens
Efficiency: N/A
Efficacy: 137.0 lumens/watt
Luminous Opening: Rectangular (W 0.67' x L: 0.33' x H: 0')
IES Classification: Type V - Short
BUG Rating: B3 - U0 - G2

Input Watts (W): 61
Input Voltage (V): 120
Input Current (A_{in}): NR
Voltage Rise (V): NR
Power Factor: 0.99
Total Harmonic Distortion (THDi): 9.89%
Frequency (hertz): 60
Stabilization Time: NR
Operation Time: NR
Ambient Temperature (°C): NR
Test Distance: 24 FT

REPORT NUMBER: P870518
 CATALOG NUMBER: MEM2-HSN-SA-70-830-U-T5R

Iso-Footcandle Lines of Horizontal Illumination

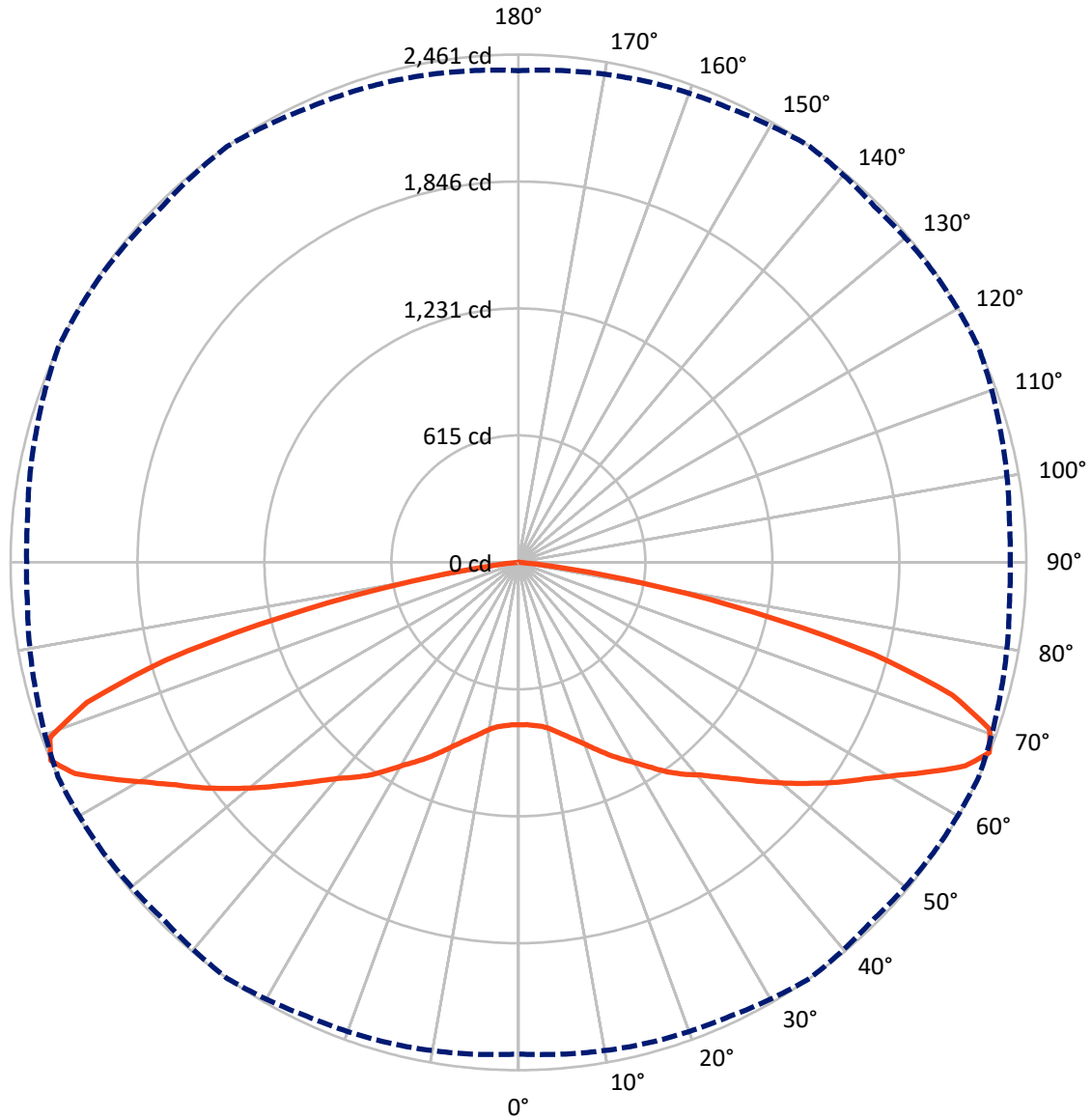
✕ Max cd
 - - - 1/2 Max cd



Based on 20 foot mounting height. Maximum calculated value = 2 fc
 Type V - Short - N/A

REPORT NUMBER: P870518
CATALOG NUMBER: MEM2-HSN-SA-70-830-U-T5R

Luminous Intensity Polar Plot



— Vertical Plane Through 35-Deg Lateral - - - Horizontal Cone Through 67.5-Deg Vertical

REPORT NUMBER: P870518
 CATALOG NUMBER: MEM2-HSN-SA-70-830-U-T5R

FLUX DISTRIBUTION:

		Downward	Upward	Total
House Side	Lumens	4178.9	0.0	4178.9
	% Fixture	50.0	0.0	50.0
Street Side	Lumens	4178.9	0.0	4178.9
	% Fixture	50.0	0.0	50.0
Total	Lumens	8357.7	0.0	8357.7
	% Fixture	100.0	0.0	100.0

Coefficient of Utilization

ZONAL LUMENS:

Zone	Lumens	% Fixture
0°-10°	76.5	0.9
10°-20°	250.9	3.0
20°-30°	479.6	5.7
30°-40°	775.0	9.3
40°-50°	1134.3	13.6
50°-60°	1626.5	19.5
60°-70°	2279.7	27.3
70°-80°	1608.6	19.2
80°-90°	126.6	1.5
90°-100°	0.0	0.0
100°-110°	0.0	0.0
110°-120°	0.0	0.0
120°-130°	0.0	0.0
130°-140°	0.0	0.0
140°-150°	0.0	0.0
150°-160°	0.0	0.0
160°-170°	0.0	0.0
170°-180°	0.0	0.0
0°-90°	8357.7	100.0
0°-180°	8357.7	100.0



REPORT NUMBER: P870518

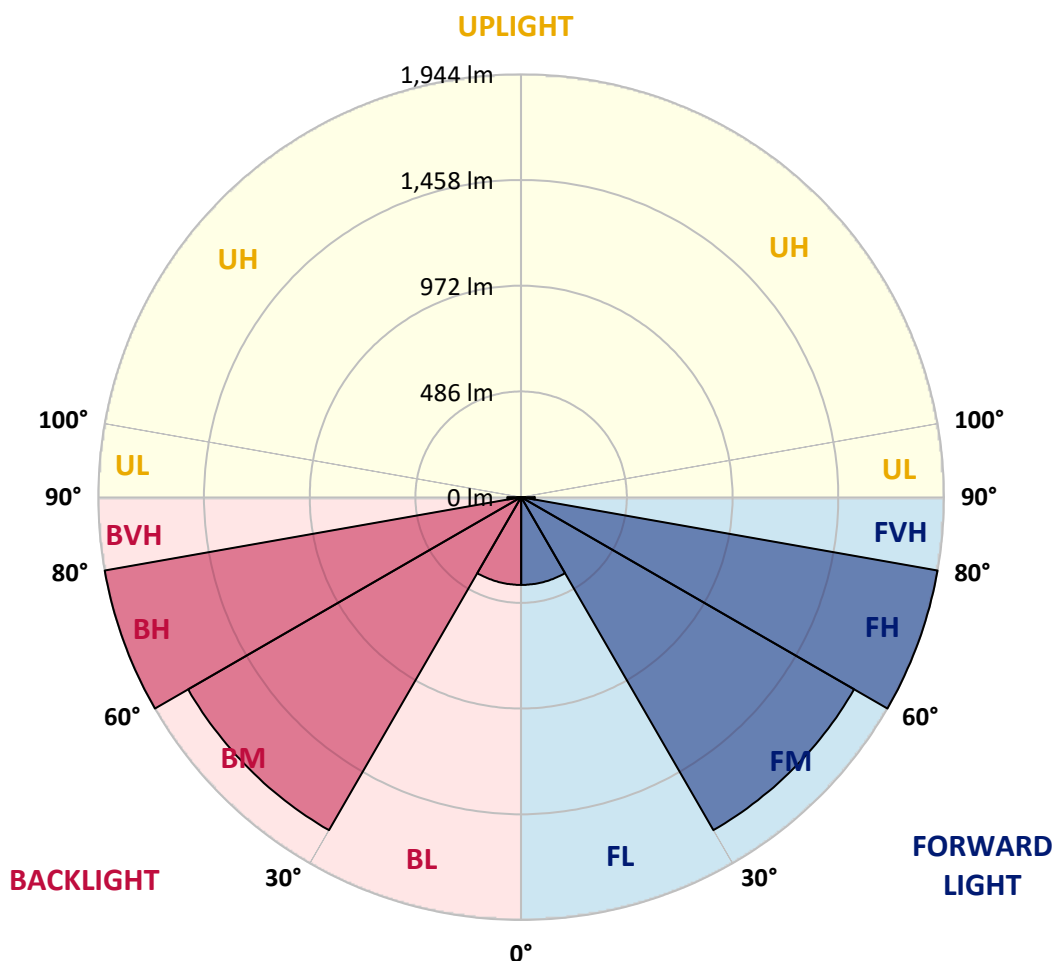
CATALOG NUMBER: MEM2-HSN-SA-70-830-U-T5R

LUMINAIRE CLASSIFICATION SYSTEM LUMEN TABLE AND BUG RATING:

Zone		Lumens	% Fixture	Zone Rating/Lumen Limit		
				B	U	G
FL	(0°-30°)	403.5	4.8			
FM	(30°-60°)	1767.9	21.2			
FH	(60°-80°)	1944.1	23.3			G2/5000
FVH	(80°-90°)	63.3	0.8			G1/100
BL	(0°-30°)	403.5	4.8	B1/500		
BM	(30°-60°)	1767.9	21.2	B2/2500		
BH	(60°-80°)	1944.1	23.3	B3/2500		G2/5000
BVH	(80°-90°)	63.3	0.8			G1/100
UL	(90°-100°)	0.0	0.0		U0/0	
UH	(100°-180°)	0.0	0.0		U0/0	

BUG Rating: B3-U0-G2

Type V Short





REPORT NUMBER: P870518

CATALOG NUMBER: MEM2-HSN-SA-70-830-U-T5R

CANDELA DISTRIBUTION (FULL):

	0°	5°	15°	25°	35°	45°	55°	65°	75°	85°	90°
0°	787.3	787.3	787.3	787.3	787.3	787.3	787.3	787.3	787.3	787.3	787.3
2.5°	792.2	790.5	788.9	788.9	787.3	788.9	787.3	788.9	787.3	787.3	787.3
5°	797.0	795.4	795.4	795.4	793.8	793.8	793.8	793.8	792.2	790.5	792.2
7.5°	801.9	801.9	800.3	803.5	801.9	803.5	803.5	805.2	801.9	800.3	801.9
10°	814.9	814.9	814.9	818.2	818.2	823.1	823.1	824.7	823.1	819.8	819.8
12.5°	842.6	841.0	841.0	841.0	844.2	847.5	850.7	850.7	849.1	844.2	844.2
15°	873.5	876.7	873.5	871.9	873.5	876.7	880.0	880.0	878.4	876.7	876.7
17.5°	910.9	912.5	909.3	906.0	906.0	910.9	912.5	912.5	910.9	907.6	907.6
20°	943.4	945.1	945.1	943.4	945.1	948.3	949.9	951.6	946.7	941.8	941.8
22.5°	971.1	972.7	976.0	982.5	989.0	992.2	990.6	990.6	982.5	977.6	976.0
25°	1005.2	1010.1	1016.6	1024.8	1036.1	1044.3	1041.0	1034.5	1028.0	1018.3	1016.6
27.5°	1071.9	1071.9	1065.4	1068.7	1081.7	1089.8	1086.6	1081.7	1068.7	1062.2	1060.5
30°	1124.0	1124.0	1124.0	1120.7	1128.9	1138.6	1135.4	1127.2	1120.7	1117.5	1117.5
32.5°	1174.4	1171.2	1176.0	1182.5	1185.8	1189.0	1189.0	1182.5	1171.2	1166.3	1166.3
35°	1221.6	1224.8	1229.7	1239.5	1247.6	1242.7	1234.6	1229.7	1218.3	1208.6	1208.6
37.5°	1267.1	1270.4	1275.3	1289.9	1302.9	1301.3	1291.5	1278.5	1263.9	1255.7	1250.9
40°	1299.7	1301.3	1314.3	1337.1	1355.0	1361.5	1353.3	1335.4	1312.7	1296.4	1298.0
42.5°	1338.7	1341.9	1363.1	1395.6	1421.7	1431.4	1420.0	1395.6	1363.1	1341.9	1341.9
45°	1395.6	1397.3	1424.9	1465.6	1499.7	1516.0	1499.7	1465.6	1423.3	1402.1	1400.5
47.5°	1452.6	1457.4	1488.3	1537.1	1587.6	1607.1	1589.2	1545.3	1494.8	1468.8	1465.6
50°	1517.6	1520.9	1558.3	1625.0	1681.9	1707.9	1685.2	1629.9	1574.6	1542.0	1543.6
52.5°	1581.1	1590.8	1641.2	1711.2	1779.5	1808.8	1776.3	1716.1	1657.5	1626.6	1625.0
55°	1675.4	1686.8	1730.7	1808.8	1880.4	1912.9	1882.0	1815.3	1751.9	1717.7	1711.2
57.5°	1794.1	1800.7	1839.7	1919.4	1979.6	2010.5	1992.6	1930.8	1870.6	1828.3	1820.2
60°	1929.2	1935.7	1966.6	2047.9	2096.7	2119.5	2113.0	2077.2	2036.5	2017.0	2012.1
62.5°	2121.1	2122.7	2139.0	2186.2	2235.0	2244.7	2228.4	2220.3	2233.3	2212.2	2217.1
65°	2340.7	2340.7	2335.8	2342.3	2379.7	2368.3	2356.9	2392.7	2386.2	2350.4	2343.9
67.5°	2383.0	2392.7	2412.3	2426.9	2461.1	2439.9	2454.5	2461.1	2420.4	2387.9	2383.0
70°	2132.5	2143.9	2252.8	2319.5	2423.6	2443.2	2396.0	2371.6	2326.0	2265.9	2249.6
72.5°	1454.2	1511.1	1825.0	2039.8	2199.2	2223.6	2197.5	2166.6	2075.5	2028.4	1995.8
75°	1161.4	1192.3	1472.1	1683.5	1777.9	1776.3	1672.1	1638.0	1566.4	1559.9	1566.4
77.5°	709.2	715.7	990.6	1156.5	1167.9	1161.4	1119.1	1093.1	1102.8	1054.0	1062.2
80°	216.3	235.9	374.1	564.4	606.7	587.2	579.1	588.8	598.6	613.2	636.0
82.5°	43.9	55.3	74.8	162.7	185.4	183.8	182.2	201.7	219.6	227.7	276.5
85°	4.9	4.9	6.5	13.0	27.7	43.9	45.5	40.7	61.8	60.2	42.3
87.5°	1.6	1.6	1.6	1.6	1.6	3.3	3.3	3.3	3.3	3.3	3.3
90°	0.0	0.0	0.0	0.0	0.0	0.0	0.0	0.0	0.0	0.0	0.0

Cooper Lighting Solutions Photometric Lab
1121 Highway 74 South
Peachtree City, GA 30269



LM-79-2019: Approved Method: Electrical and Photometric Measurements of Solid-State Lighting Products

Report Prepared for

Cooper Lighting Solutions

Streetworks

Report Number: SP1-2407-157-7

Test Date: 09/05/2024

Luminaire Tested: MEM2-HTN-SA-40-830-U-5WQ

Data in this report applies to families of products including MEM2-HTN-SA-40-830-U-5WQ

Test Information

Test Method: LM-79-2019
 Report Number: SP1-2407-157-7
 Test Lab: COOPER LIGHTING SOLUTIONS
 Photometer: SP1 - 76IN SPHERE
 Measurement Geometry: 4π
 Issue Date: 09/05/2024
 Manufacturer: COOPER LIGHTING SOLUTIONS
 Product Line: Streetworks
 Catalog Number: **MEM2-HTN-SA-40-830-U-5WQ**
 Description: Epic Modern Light Square 40W 5WQ Optic

Spectral Parameters

CCT (K): 3126
 CIE u': 0.2465
 CIE v': 0.5182
 Duv: -0.0004
 CIE x: 0.4277
 CIE y: 0.3997
 CIE z: 0.1727
 Peak Wavelength (nm): 601
 Dominant Wavelength (nm): 582
 Purity: 48.31913
 Rf: 84.4
 Rg: 94.7

CRI (Ra):	82.6		
R1:	81.4	R9:	5.1
R2:	92.2	R10:	82.2
R3:	94.9	R11:	79.8
R4:	80.1	R12:	70.4
R5:	81.8	R13:	84.2
R6:	90.5	R14:	97.9
R7:	81.8	R15:	73.6
R8:	58.0		



Test Conditions

Stabilization Time: 22M
 Operation Time: 1H 22M
 Sphere Temperature (°C): 24.3

REPORT NUMBER: SP1-2407-157-7

Measurement and Test Equipment			
Instrument	Identification Number	Calibration Date	Calibration Due Date
Photometer	IN0058	6/18/2024	12/18/2024
Power Meter	INXT2011004	2/8/2024	2/8/2025
AC Power Source	IN0063	10/24/2023	10/24/2024
DC Power Source	IN0208	10/24/2023	10/24/2024
Sphere Thermometer	IN0085	10/24/2023	10/24/2024
Room Thermometer	IN0046	10/24/2023	10/24/2024

REPORT NUMBER: SP1-2407-157-7

CIE 1931 Chromaticity Diagram



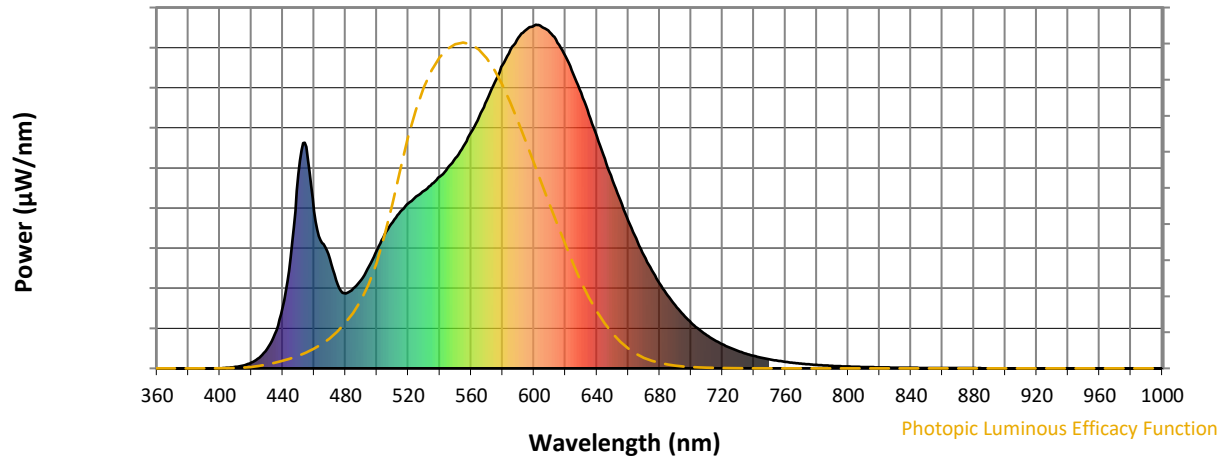
CIE 1931 Chromaticity Diagram with 2017 ANSI 7-Step and 4-Step Quadrangles



Point lies inside the ANSI 3000K 4-step quadrangle

REPORT NUMBER: SP1-2407-157-7

Photopic Flux vs. Wavelength



Photopic Lumens: NR

λ (nm)	Power W [^] /nm	Lumens (ϕ /nm)	λ (nm)	Power W [^] /nm	Lumens (ϕ /nm)	λ (nm)	Power W [^] /nm	Lumens (ϕ /nm)	λ (nm)	Power W [^] /nm	Lumens (ϕ /nm)	λ (nm)	Power W [^] /nm	Lumens (ϕ /nm)
360	0	NR	490	258	NR	620	908	NR	750	26	NR	880	1	NR
365	0	NR	495	297	NR	625	857	NR	755	22	NR	885	0	NR
370	0	NR	500	345	NR	630	801	NR	760	19	NR	890	0	NR
375	0	NR	505	391	NR	635	738	NR	765	16	NR	895	0	NR
380	0	NR	510	426	NR	640	675	NR	770	14	NR	900	0	NR
385	0	NR	515	456	NR	645	610	NR	775	12	NR	905	0	NR
390	0	NR	520	480	NR	650	547	NR	780	10	NR	910	0	NR
395	0	NR	525	500	NR	655	488	NR	785	9	NR	915	0	NR
400	0	NR	530	517	NR	660	429	NR	790	7	NR	920	0	NR
405	2	NR	535	538	NR	665	378	NR	795	6	NR	925	0	NR
410	4	NR	540	558	NR	670	328	NR	800	5	NR	930	0	NR
415	9	NR	545	584	NR	675	285	NR	805	5	NR	935	0	NR
420	16	NR	550	611	NR	680	247	NR	810	4	NR	940	0	NR
425	31	NR	555	646	NR	685	212	NR	815	3	NR	945	0	NR
430	56	NR	560	687	NR	690	183	NR	820	3	NR	950	0	NR
435	101	NR	565	731	NR	695	156	NR	825	3	NR	955	0	NR
440	178	NR	570	780	NR	700	133	NR	830	2	NR	960	0	NR
445	323	NR	575	832	NR	705	114	NR	835	2	NR	965	0	NR
450	566	NR	580	883	NR	710	96	NR	840	2	NR	970	0	NR
455	645	NR	585	927	NR	715	82	NR	845	1	NR	975	0	NR
460	457	NR	590	963	NR	720	70	NR	850	1	NR	980	0	NR
465	365	NR	595	985	NR	725	59	NR	855	1	NR	985	0	NR
470	317	NR	600	998	NR	730	50	NR	860	1	NR	990	0	NR
475	244	NR	605	994	NR	735	43	NR	865	1	NR	995	0	NR
480	218	NR	610	978	NR	740	36	NR	870	1	NR	1000	0	NR
485	233	NR	615	947	NR	745	31	NR	875	1	NR			

REPORT NUMBER: SP1-2407-157-7

Scotopic Flux vs. Wavelength



Scotopic Lumens: NR

S/P: 1.42

λ (nm)	Power W^{\wedge}/nm	Lumens (ϕ/nm)	λ (nm)	Power W^{\wedge}/nm	Lumens (ϕ/nm)	λ (nm)	Power W^{\wedge}/nm	Lumens (ϕ/nm)	λ (nm)	Power W^{\wedge}/nm	Lumens (ϕ/nm)	λ (nm)	Power W^{\wedge}/nm	Lumens (ϕ/nm)
360	0	NR	490	258	NR	620	908	NR	750	26	NR	880	1	NR
365	0	NR	495	297	NR	625	857	NR	755	22	NR	885	0	NR
370	0	NR	500	345	NR	630	801	NR	760	19	NR	890	0	NR
375	0	NR	505	391	NR	635	738	NR	765	16	NR	895	0	NR
380	0	NR	510	426	NR	640	675	NR	770	14	NR	900	0	NR
385	0	NR	515	456	NR	645	610	NR	775	12	NR	905	0	NR
390	0	NR	520	480	NR	650	547	NR	780	10	NR	910	0	NR
395	0	NR	525	500	NR	655	488	NR	785	9	NR	915	0	NR
400	0	NR	530	517	NR	660	429	NR	790	7	NR	920	0	NR
405	2	NR	535	538	NR	665	378	NR	795	6	NR	925	0	NR
410	4	NR	540	558	NR	670	328	NR	800	5	NR	930	0	NR
415	9	NR	545	584	NR	675	285	NR	805	5	NR	935	0	NR
420	16	NR	550	611	NR	680	247	NR	810	4	NR	940	0	NR
425	31	NR	555	646	NR	685	212	NR	815	3	NR	945	0	NR
430	56	NR	560	687	NR	690	183	NR	820	3	NR	950	0	NR
435	101	NR	565	731	NR	695	156	NR	825	3	NR	955	0	NR
440	178	NR	570	780	NR	700	133	NR	830	2	NR	960	0	NR
445	323	NR	575	832	NR	705	114	NR	835	2	NR	965	0	NR
450	566	NR	580	883	NR	710	96	NR	840	2	NR	970	0	NR
455	645	NR	585	927	NR	715	82	NR	845	1	NR	975	0	NR
460	457	NR	590	963	NR	720	70	NR	850	1	NR	980	0	NR
465	365	NR	595	985	NR	725	59	NR	855	1	NR	985	0	NR
470	317	NR	600	998	NR	730	50	NR	860	1	NR	990	0	NR
475	244	NR	605	994	NR	735	43	NR	865	1	NR	995	0	NR
480	218	NR	610	978	NR	740	36	NR	870	1	NR	1000	0	NR
485	233	NR	615	947	NR	745	31	NR	875	1	NR			

REPORT NUMBER: SP1-2407-157-7

Melanopic Flux vs. Wavelength



Melanopic Lumens: NR

M/P: 2.79

λ (nm)	Power W [^] /nm	Lumens (ϕ /nm)	λ (nm)	Power W [^] /nm	Lumens (ϕ /nm)	λ (nm)	Power W [^] /nm	Lumens (ϕ /nm)	λ (nm)	Power W [^] /nm	Lumens (ϕ /nm)	λ (nm)	Power W [^] /nm	Lumens (ϕ /nm)
360	0	NR	490	258	NR	620	908	NR	750	26	NR	880	1	NR
365	0	NR	495	297	NR	625	857	NR	755	22	NR	885	0	NR
370	0	NR	500	345	NR	630	801	NR	760	19	NR	890	0	NR
375	0	NR	505	391	NR	635	738	NR	765	16	NR	895	0	NR
380	0	NR	510	426	NR	640	675	NR	770	14	NR	900	0	NR
385	0	NR	515	456	NR	645	610	NR	775	12	NR	905	0	NR
390	0	NR	520	480	NR	650	547	NR	780	10	NR	910	0	NR
395	0	NR	525	500	NR	655	488	NR	785	9	NR	915	0	NR
400	0	NR	530	517	NR	660	429	NR	790	7	NR	920	0	NR
405	2	NR	535	538	NR	665	378	NR	795	6	NR	925	0	NR
410	4	NR	540	558	NR	670	328	NR	800	5	NR	930	0	NR
415	9	NR	545	584	NR	675	285	NR	805	5	NR	935	0	NR
420	16	NR	550	611	NR	680	247	NR	810	4	NR	940	0	NR
425	31	NR	555	646	NR	685	212	NR	815	3	NR	945	0	NR
430	56	NR	560	687	NR	690	183	NR	820	3	NR	950	0	NR
435	101	NR	565	731	NR	695	156	NR	825	3	NR	955	0	NR
440	178	NR	570	780	NR	700	133	NR	830	2	NR	960	0	NR
445	323	NR	575	832	NR	705	114	NR	835	2	NR	965	0	NR
450	566	NR	580	883	NR	710	96	NR	840	2	NR	970	0	NR
455	645	NR	585	927	NR	715	82	NR	845	1	NR	975	0	NR
460	457	NR	590	963	NR	720	70	NR	850	1	NR	980	0	NR
465	365	NR	595	985	NR	725	59	NR	855	1	NR	985	0	NR
470	317	NR	600	998	NR	730	50	NR	860	1	NR	990	0	NR
475	244	NR	605	994	NR	735	43	NR	865	1	NR	995	0	NR
480	218	NR	610	978	NR	740	36	NR	870	1	NR	1000	0	NR
485	233	NR	615	947	NR	745	31	NR	875	1	NR			

Summary

$R_f = 84.4$
 $R_g = 94.7$
 $CIE R_a = 82.6$
 $R_9 = 5.1$

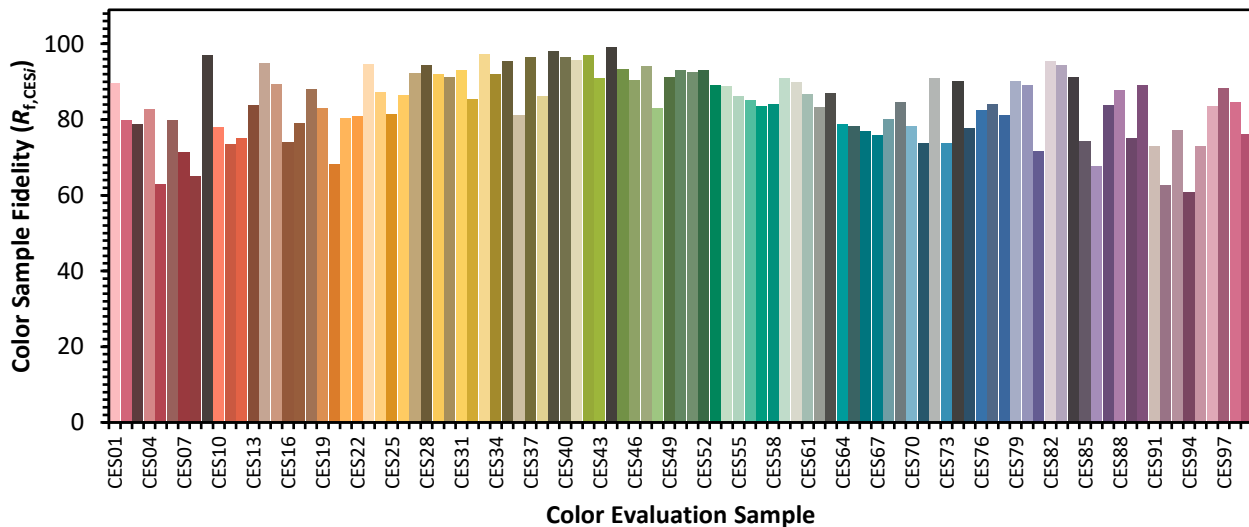


Color Vector Graphics

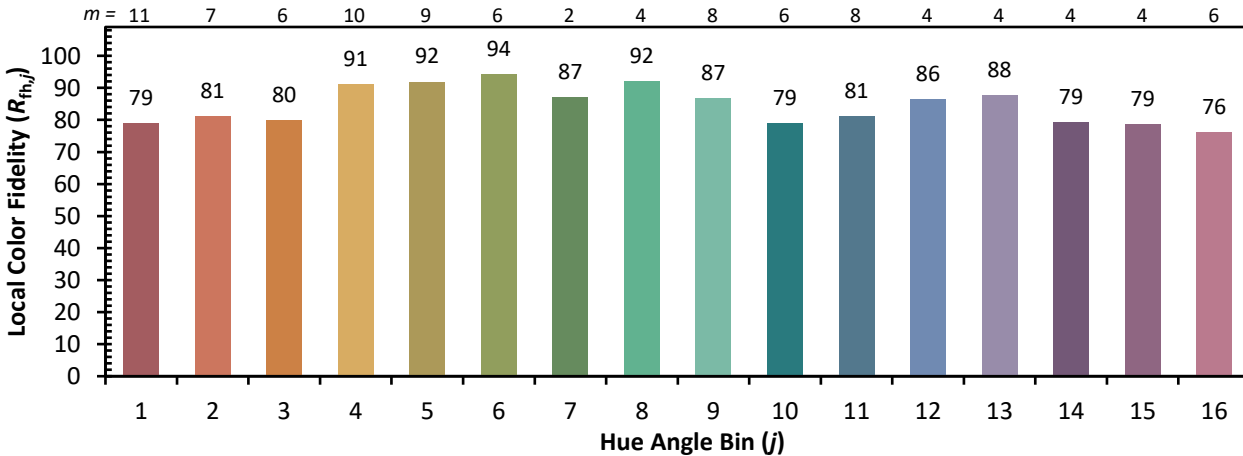
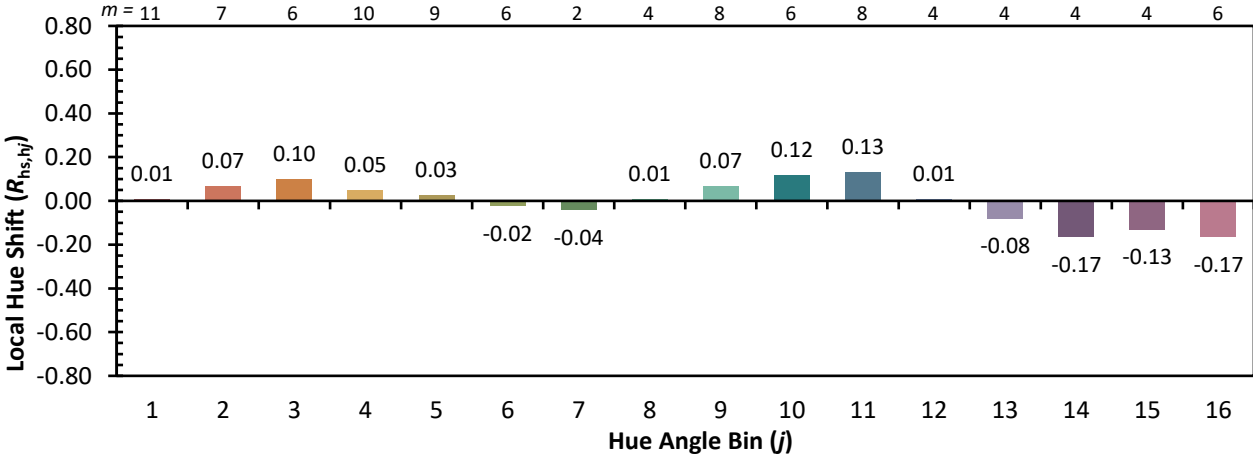
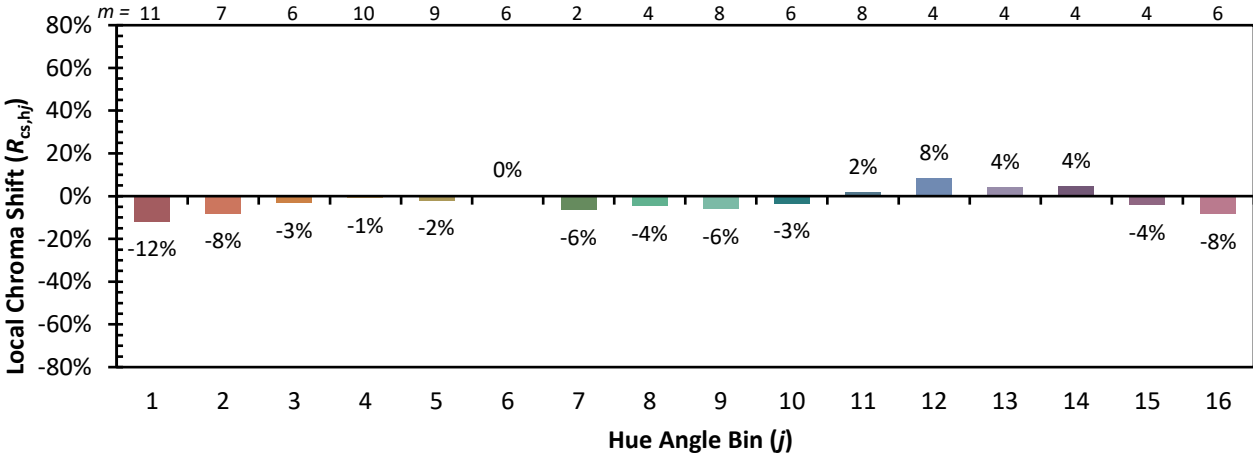


Individual Sample Fidelity Index ($R_{f,i}$)

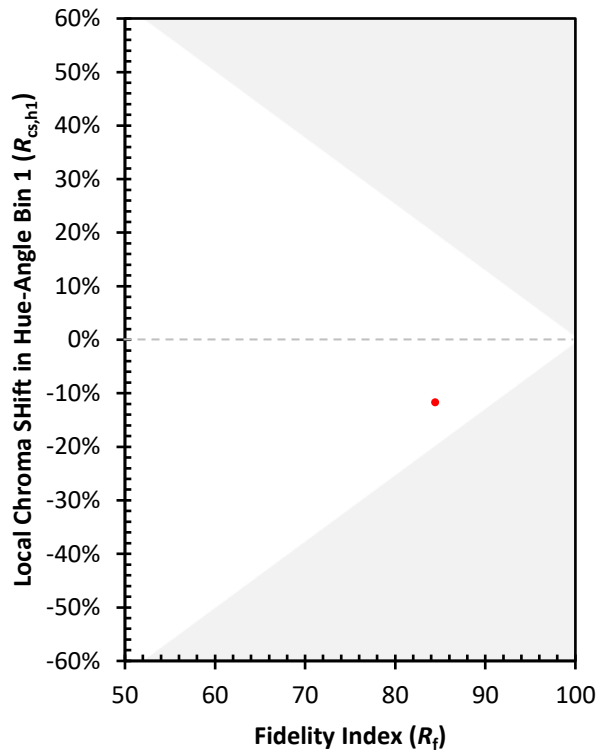
CES01 = 86	CES26 = 86	CES51 = 93	CES76 = 82
CES02 = 63	CES27 = 92	CES52 = 93	CES77 = 84
CES03 = 31	CES28 = 94	CES53 = 89	CES78 = 81
CES04 = 70	CES29 = 92	CES54 = 89	CES79 = 90
CES05 = 49	CES30 = 91	CES55 = 86	CES80 = 89
CES06 = 51	CES31 = 93	CES56 = 85	CES81 = 72
CES07 = 42	CES32 = 85	CES57 = 83	CES82 = 95
CES08 = 41	CES33 = 97	CES58 = 84	CES83 = 94
CES09 = 29	CES34 = 92	CES59 = 91	CES84 = 91
CES10 = 76	CES35 = 96	CES60 = 90	CES85 = 74
CES11 = 59	CES36 = 81	CES61 = 87	CES86 = 68
CES12 = 65	CES37 = 96	CES62 = 83	CES87 = 84
CES13 = 43	CES38 = 86	CES63 = 87	CES88 = 88
CES14 = 74	CES39 = 98	CES64 = 79	CES89 = 75
CES15 = 71	CES40 = 96	CES65 = 78	CES90 = 89
CES16 = 47	CES41 = 96	CES66 = 77	CES91 = 73
CES17 = 50	CES42 = 97	CES67 = 76	CES92 = 63
CES18 = 56	CES43 = 91	CES68 = 80	CES93 = 77
CES19 = 72	CES44 = 99	CES69 = 85	CES94 = 61
CES20 = 66	CES45 = 93	CES70 = 78	CES95 = 73
CES21 = 87	CES46 = 90	CES71 = 74	CES96 = 84
CES22 = 79	CES47 = 94	CES72 = 91	CES97 = 88
CES23 = 92	CES48 = 83	CES73 = 74	CES98 = 85
CES24 = 91	CES49 = 91	CES74 = 90	CES99 = 76
CES25 = 72	CES50 = 93	CES75 = 78	



Color Rendition by Hue-Angle Bin



Measure Comparisons



(END OF REPORT)